

Nursery will be back after Easter on:
Monday 11th April

What's on In Luton

Kids on the move
Friends of Redgrave at Futures Fun Factory
When: Tuesday 29th March
Tuesday 5th April
Tuesday 31st May
Where: Futures House
Age: All
Time: 9:45am - 11:45am
Price / booking:
Under 5's and Adults £1
Over 5's £3
Please book tickets at Redgrave Gardens
01582 556661

Family Fun Time
Exciting activities for children and parents
When: Wednesday 6th April
Where: Futures House
Age: Under 5's - well behaved older siblings are welcome
Time: 1pm - 2:30pm
Price / booking:
£2 per child
Under 6 months are free
For more information please call
01582 556661

For more information on groups and activities please call your local Children's Centre.

Mossdale Children's Centre:
The Community Link Children's Centre,
Strangers Way, Luton, LU4 9ND
01582 493761


Leabank Children's Centre:
Redgrave Children and Young people Centre
Redgrave Gardens, Luton, LU3 3QN
01582 556661
Leabank Activity booklets are available from reception.

Gill Blowers Nursery School
Mossdale Court
Levendale
Luton
LU4 9JL
Phone: 01582 575 100
Fax: 01582 591 965
admin@gillblowers.nurseryluton.com

Gill Blowers Nursery School
Leabank
Wauluds Bank Drive
Luton
LU3 3LW
Phone: 01582 587 350
Fax: 01582 587 351
admin@gillblowers.nurseryluton.com



Gill Blowers Nursery News



Check out our website: www.gillblowersnursery.com

What's Inside

- Page 2 & 3 Classroom News
- Page 4 & 5 Pull out calendar
- Page 6 Nursery News
- Page 7 Art Activities
- Page 8 What's on in Luton

Letter from the Head Teacher

Dear parents,

A big thank you to all those who attended the Curriculum Day with their child and for making it a fantastic success! I hope you all enjoyed the staff performance of a favourite number rhyme! The Curriculum Day was part of a whole week dedicated to the development of maths skills through all sorts of fun activities and has ended with some of the older children going on a trip to Stockwood Park to do maths activities such as a bug hunt in the park followed by a maths story and mask making.

Please continue to attend the Wow Wednesdays - I know it can be difficult to come every week but keep your eyes open for activities that may interest you. We welcome your input to make these beneficial for you and your child.

I would like to welcome Steph Johnson back from her maternity leave - she is now working in the 3-4s on the Leabank site. Our other Steph (Page) will be going on her maternity leave at the end of May - we hope all goes well with the birth of her first child.

Next term we will be focussing on preparing your child for the next stage in their education. The 2-3s will be visiting the older classroom with support from their current teachers. Look out for the dates of the family workshops which will give you useful information on how to prepare your child for their move to Primary or Infant school. We look forward to seeing you there!

Have a great Easter holiday - see you when we come back!

Take care and best wishes,
Debbie Harmon

Classroom

Leabank 3-4's

Following the Christmas holidays, the children came back to school excited and full of tales and stories about what they had been doing during the festive period. The children showed a real interest in Father Christmas and his sleigh which began to spark a real interest in transport. They went out into the local environment and conducted a survey of transport. They took note of print in the environment by looking at the car symbols and made their own model of transport out of junk modelling.

After a surprise donation of two pet fish the children's curiosity soon turned to fish. The children carried out research to find out what we would need to take care of our fish. At Parliament Time, they made their own set of rules for taking care of the fish. We followed their interests and began reading sea life stories that saw their involvement grow. They remained focused

on this theme for four weeks. It has inspired the children's creativity skills; they have made junk-model sea creatures, create collages, explored malleable materials and role-play. Throughout this they have chosen their own resources and used their problem solving skills to work out how things go together. They have investigated real life sea creatures, such as fish, lobsters, cockles and jelly-fish. This inspired lots of conversations about how the creatures moved, their texture, where the creatures lived and what they ate. The children also had the experience of cooking and tasting the different creatures. This enabled them to discuss managing risks such as using knives and the cooker. These experiences have also enabled the children to use their imagination, focus their ideas and develop their knowledge.



as using knives and the cooker. These experiences have also enabled the children to use their imagination, focus their ideas and develop their knowledge.

By exploring real life sea creatures, sea life yoga and cooking, the children have begun to develop an interest in themselves their bodies and healthy and non-healthy foods. They created fantastic self-portraits that enabled them to notice and identify their differences. They studied skeletons and learnt the names of lots of different bones such as spine, skull, ribs and that some bones are used to protect vital organs such as the heart and lungs.

After all of the learning we are very tired and ready for the Easter Holidays to recharge our batteries!

We wish you all a Happy Easter (Don't eat too many eggs)

The 3-4's team

Leabank 2-3's

This term we welcomed some new children and parents/carers to our nursery. The children have been getting used to our nursery routine and exploring their new environment and have settled in well.

The children have been busy learning about even more different cultural celebrations this term. In February we celebrated Chinese New Year. We turned our home corner into a Chinese restaurant and take away. Tasted some new snack at snack time like prawn crackers and noodles and experimented with our mark making. We made Chinese writing marks using cotton wool buds and black paint which are now proudly displayed in our classroom. During this week it was also Pancake Day. We got to taste pancakes for snack on the Tuesday and we all thought they were very yummy.

This term we were also lucky enough to be able to go on a local walk to the park. We talked to the children about how to stay safe by holding the adults hand at all times and having good listening ears. All the children were fantastic walking to the park and back again. On the way to the park we saw ducks on the river, different types of birds in the trees and talked about the weather and the noises that we could hear. We heard lots of trains from the nearby station. At the park we explored the swings, taking turns to have a turn and pushing each other, went fast down the slides and went on journeys on the train, taking turns again to be the driver.




fantastic walking to the park and back again. On the way to the park we saw ducks on the river, different types of birds in the trees and talked about the weather and the noises that we could hear. We heard lots of trains from the nearby station. At the park we explored the swings, taking turns to have a turn and pushing each other, went fast down the slides and went on journeys on the train, taking turns again to be the driver.

At group time we have been looking at some of the traditional stories such as The Three Little Pigs, Goldilocks and the Three

Bears and the Three Billie Goats Gruff. The children found the troll in the Three Billie Goats Gruff very funny and liked acting out the troll part during the story together. The children made the Three Little Pigs houses and the pigs for a wonderful display and were very busy being creative. They also explored the sensory experience of porridge, first dry as oats and then mixing water in to see what happened. They all thought it was rather yucky and lumpy but still spent lots of time exploring it.

We have had another very busy term and we hope that you all have a wonderful Easter break.

The 2-3s team



Art

Activities

Flower Art



What you need

Paint, paintbrushes and paper

What you do

Let your child use the paintbrushes to paint their hands or feet and then help them to print them onto the paper, cleaning after each one.

What you need

Paint, paintbrushes, plastic forks and paper

What you do

Paint on the green stalks first. Then using the plastic forks, dip them into the paint and press them, flat side down, on to the paper. This will create the wispy effect.



What you need

Green paper, cake cases, sequins or glitter and glue

What you do

Cut out the shapes for the stalks and leaves and glue them on. Then stick on the paper cases by gluing the bases. Then glue on the inside of the cases and add the sequins or glitter.

What you need


Paper plates, scissors, glue and different coloured tissue paper.

What you do

Cut out a simple flower shape from the paper plate. Glue the whole area and tare off small bits of tissue paper and place them on the plate.



Potato Art



What you need

Paint, raw potatoes, a sharp knife, paintbrushes and paper.

What you do

The adult needs to cut the potatoes in half and then cut grooves into the inside of the potato to create different patterns. Paint the raw side of the potato, leaving the grooves you have just cut. Press the potato on to the paper like a stamp. Try painting different parts of the paper multiple colours to give it a nice effect. You can also keep the potato whole and use yellow paint to create little chicks. All you'll need is some googly eyes, wings, feet and a beak. This will make a great Easter card!

Bubble Art



What you need

Bubble solution, wand, food colouring

What you do

Divide the solution into small pots, and add the food colouring. Using the wand, dip it into the solution and blow the bubbles close to the paper so that they will pop onto it.

What you need

Washing up liquid, bowls, water, straws, paint or food colouring.

What you do

Mix the water, washing up liquid and either the paint or food colouring into the bowl. Place the straw into the bowl so that it is just sticking out. Place the paper over the top of the bowl, and blow into the straw to make the bubble reach the paper. Once dry, start on a new colour.



What you need

Bubble wrap, paint, large pieces of paper.

What you do

Sellotape the bubble wrap around the child's feet, and paint them. (Do not use too much paint in case they become slippery.) Get them to walk up and down the paper, changing the colour on their feet to create a nice effect on the paper.

What you need

Bubble wrap, paint, paint brushes and paper.


What you do

Cut out shapes in the bubble wrap, and paint them using the paint and brushes. Then place them, paint side down onto the paper to get an imprint of what has been painted. You can try lots of different shapes and try using lots of different coloured paint to get different effects.



Nursery

News



Community Room - Mossdale

Easter fun at community link -

Trip to willows farm on Saturday 2nd April 9.15 - 3.00 £10 per person over 2 years old £4 for children under 2 - coach leaves from Leagrave. Booking essential please contact Community link at Leagrave on 493761 to book your place.

Trip to Ashridge on Saturday 9th April 10.15 - 2pm Coach leaves from Leagrave. Booking essential, please contact community link on 493761 to book your place. £2 per person. Don't forget your packed lunch!

Easter party Friday 1st April 2-3pm at Hockwell ring community centre, £3 per child or £7 per family (2 adults and up to 3 children, must be siblings) booking essential.

Easter egg hunt and arts and crafts Thursday 7th April, 1.30 - 2.30 Hockwell ring community centre/woodland park next to community centre. Booking essential. £1 per family.

Toddler time sessions will not run in the Easter holidays, but will start back on Monday 11th April. Child health clinic will run from Beechwood and Leagrave through the holidays as normal. A big thank you to all the lovely parents who bring their children to Toddler time at Gill Blowers Mossdale court, the groups are really busy now and myself, Chloe and Ruhly really appreciate your commitment and hard work helping us out during the sessions. We really enjoy running the groups and we know the children love it too. Come early to avoid disappointment as the groups get full up quickly. We run Monday afternoon 1.30 - 3.00 and Wednesday morning 9.30 - 11.00

A big thank you to all the Mellow mums who did the last course with myself and Hannah, We had a great time meeting you all, and your commitment to coming along each week made it the great group that it was.

Finally a big thank you to the parents who took part in the REAL project with Becky and Lisa, We really appreciate you giving up your time to let us work with you and play with your children.

Anyone who is interested in attending any of our parent courses or baby massage contact Becky (Family Worker) on 564036 or catch up with me in nursery.

Happy Easter, Becky.

Community Room - Leabank

Messy Play continues to be a very popular session on Wednesday's at 9:30am - 11am. We have lots of fun in the water, playing with flour, sand, salt and getting very messy with paint. A big thank you to the parents as they really do support their children to fully experience **Messy Play**.

Family Learning has been new to Gill Blowers for the past two terms. Families have made a lovely Hungry Caterpillar story sack the they got to keep. This term we have been learning about play and language. We hope to continue in September, with more parents signed up.

We work jointly with the Children's Centre at Redgrave Gardens and run a variety of groups across sites. If you would like to know more, please find me or alternatively Lauren has activity books at reception.

Please keep a look out for new groups and activities via posters and flyers, as these are constantly changing.

We hope you have a lovely couple of weeks off and a Happy Easter.

Lisa

News

Mossdale 3-4's

The children have really enjoyed taking ownership of their curriculum, instigating their own activities based on previous experiences and current interests. They have been able to develop their planning skills with support of the staff role modelling, planning questions and then with the more open access to equipment they know what options they have to design their activities.



The discussions after Christmas found them discussing all the cakes and biscuits they had been eating! This led

quickly into our first theme of bakeries. All of the children were involved in making and decorating a Gingerbread Man, we went to visit the local bakery and looked at the delicious things you can buy there. When we came back the children made their own bakery shop at nursery and enjoyed role playing bakers.



From here the theme moved from bakeries to food and very quickly into fruit and

vegetables. They investigated various fruits and vegetables, printing, cutting, tasting and even experimenting to see which would float or sink.

Within these investigations they discovered the seeds in the fruit and so their interest moved into planting and growing. Within this the children had a brilliant time watching the staff act out Jack and the Beanstalk and then they had a go at their own performance. They have been planting and digging in our greenhouse and used a variety of mark making materials and fabrics to create flower pictures and collages. We also experimented with white flowers and food colouring observing how they absorb the coloured water into their petals.



After all that digging inside the children carried on their learning in the garden too.

Whilst digging in the soil we discovered some worms which we discussed and investigated at the end of the session, following this the children's interests moved from planting to mini-beasts. We made our very own bug den where the children had small world mini-beasts to find on various natural materials such as bark, soil, pebbles and small pots which they could keep their bugs in and label them. We had a very successful bug hunt at the park, discovering all sorts of interesting bugs, beetles, insects and mini-beasts which we observed when we

got back to nursery.

Following the half term holiday we held a circle time to talk with the children about what they had done in the holiday and what their interests were. One of the children said they had been to the seaside, then the next child gave a fictional account that he had been to the seaside and got chased by a shark. We let the children run with this and they were very animated in their stories of how they had swum with dolphins and fish. This has led us nicely into a Sea Creatures theme, which we have incorporated throughout the room with lots of watery activities! The children have been investigating real fish, looking, touching and smelling the fish and comparing them with each other, we created our own Aquarium, and have been very creative in making representations of different sea creatures. We have even made our own sea adventure story books, beginning to use writing to convey meaning. To finish this theme we had an amazing day at London Aquarium where the children got to experience sharks, jellyfish, crabs and starfish up close. We look forward to our End of Term sea themed party on Wednesday 23rd March.



Happy Easter,

3-4's team

Curriculum Day



Curriculum fun days are open days where we have the chance to show you how we use play situations to teach your child the early year's curriculum. This year's curriculum day was on the **Math's** aspect of our curriculum.

We planned activities that focused on the EYFS area of **Numbers**. This enabled the children to develop their knowledge of number names and learn to count and recognize numerals. The activities also gave the children the opportunity to develop their skills in beginning stages of calculating, talking about the number that is one more or one less than a given number and combining two groups to find a total.

We also had activities involving the area of the **Shape, Space and Measure**. Shape, Space and Measure involves the children learning about different shapes, 2D or flat shapes and 3D or solid shapes. This section also covers measurements such as discussing and comparing the size, weight or height of objects. The children are encouraged to think about time and the sequencing of familiar events.

A **BIG** thank you to all parents who stayed and took part in all the fun and games.



Mossdale 0-3's

What we have been doing in the 2-3's this term



We went on a couple of community outings to the park and for a walk to look at the environment. The children thoroughly enjoyed pointing out vehicles, birds, colours, the flats & houses.

We have explored various role play scenarios like a garage / car wash, hairdressers, shops, bakers, doctors and a launderette, they all thoroughly enjoyed

hanging clothes on the washing line and ironing like Mummy.

Our stories this term have been the Gingerbread Man, Goldilocks and the Three Bears and now The Three Billy Goats Gruff. We have been able to do various crafts, math's as in little, big, bigger; acting out the stories and building bridges together, cooking flapjacks and much more. The mud kitchen has proved very popular with all, using sand or mud for exploration and imaginative play.



Our Math's week went very well with the children learning about numbers and shapes. Through a variety of activities

to promote maths. We would also like to say a Big well done to all those who attended our curriculum day and who contributed to its success. We look forward to seeing you at the next one.

We also celebrated Chinese New Year by having a Chinese restaurant, dancing to Chinese music, tasting stir fry, prawn crackers and so on.

Hope you all have a lovely Easter break!

The 0-3's team




April 2016



Monday	Tuesday	Wednesday	Thursday	Friday	Sat	Sun
During WOW Wednesdays there are short activities set out at the beginning or end of the session that you can engage in with your child and then take home to share again and again. Please see your child's class for more details.				1 <u>Holiday</u> Nursery closed Daycare at Mossdale CLOSED	2	3
4 <u>Holiday</u> Nursery closed Daycare at Mossdale OPEN	5 <u>Holiday</u> Nursery closed Daycare at Mossdale OPEN	6 <u>Holiday</u> Nursery closed Daycare at Mossdale OPEN	7 <u>Holiday</u> Nursery closed Daycare at Mossdale OPEN	8 <u>Holiday</u> Nursery closed Daycare at Mossdale OPEN	9	10
11 <u>Back to School</u>	12	13 <u>WOW Wednesday</u>	14	15	16	17
18	19	20 <u>WOW Wednesday</u>	21	22	23	24
25	26	27 <u>WOW Wednesday</u>	28	29 <u>Closure Day</u> Nursery closed Daycare at Mossdale CLOSED	30	

May 2016

Mon	Tue	Wed	Thu	Fri	Sat	Su	
						1	
2 <u>Bank Holiday</u> Nursery closed Daycare at Mossdale CLOSED	3	4 <u>WOW Wednesday</u>	5 Leabank CLOSED for voting. Mossdale OPEN	6	7	8	
9	10	11 <u>WOW Wednesday</u>	12	13	14	15	
16	17	18 <u>WOW Wednesday</u>	19	20	21	22	
23	24	25 <u>WOW Wednesday</u>	26	27	28	29	
30 <u>Half Term</u> Nursery Closed Daycare at Mossdale CLOSED	31 <u>Half Term</u> Nursery Closed Daycare at Mossdale OPEN						




June 2016

Mon	Tue	Wed	Thu	Fri	Sat	Sun
For a full list on Mossdale Daycare dates, please speak to a member of Mossdale nursery staff.		1 <u>Half Term</u> Nursery Closed Daycare at Mossdale OPEN	2 <u>Half Term</u> Nursery Closed Daycare at Mossdale OPEN	3 <u>Half Term</u> Nursery Closed Daycare at Mossdale OPEN	4	5
6	7	8 <u>WOW Wednesday</u>	9	10	11	12
13	14	15 <u>WOW Wednesday</u>	16	17	18	19
20	21	22 <u>WOW Wednesday</u>	23 Leabank CLOSED for voting. Mossdale OPEN	24	25	26
27	28	29 <u>WOW Wednesday</u>	30			



July 2016

Mon	Tue	Wed	Thu	Fri	Sat	Sun
1 				1	2	3
4	5	6 <u>WOW Wednesday</u>	7	8	9	10
11	12	13 <u>WOW Wednesday</u>	14	15	16	17
18	19	20 <u>WOW Wednesday</u>	21 <u>Last day of Term</u>	22 <u>Holiday</u> Nursery closed Daycare at Mossdale OPEN	23	24
25 <u>Holiday</u> Nursery closed Daycare at Mossdale CLOSED	26 <u>Holiday</u> Nursery closed Daycare at Mossdale CLOSED	27 <u>Holiday</u> Nursery closed Daycare at Mossdale CLOSED	28 <u>Holiday</u> Nursery closed Daycare at Mossdale CLOSED	29 <u>Holiday</u> Nursery closed Daycare at Mossdale CLOSED	30	31